

# **Urbana High School**

**2011 KIDA Indoor Guard & Percussion Show  
March 19, 2011**

***Information Pack***

3471 Campus Drive  
Ijamsville, MD 21754

# Urbana Contacts

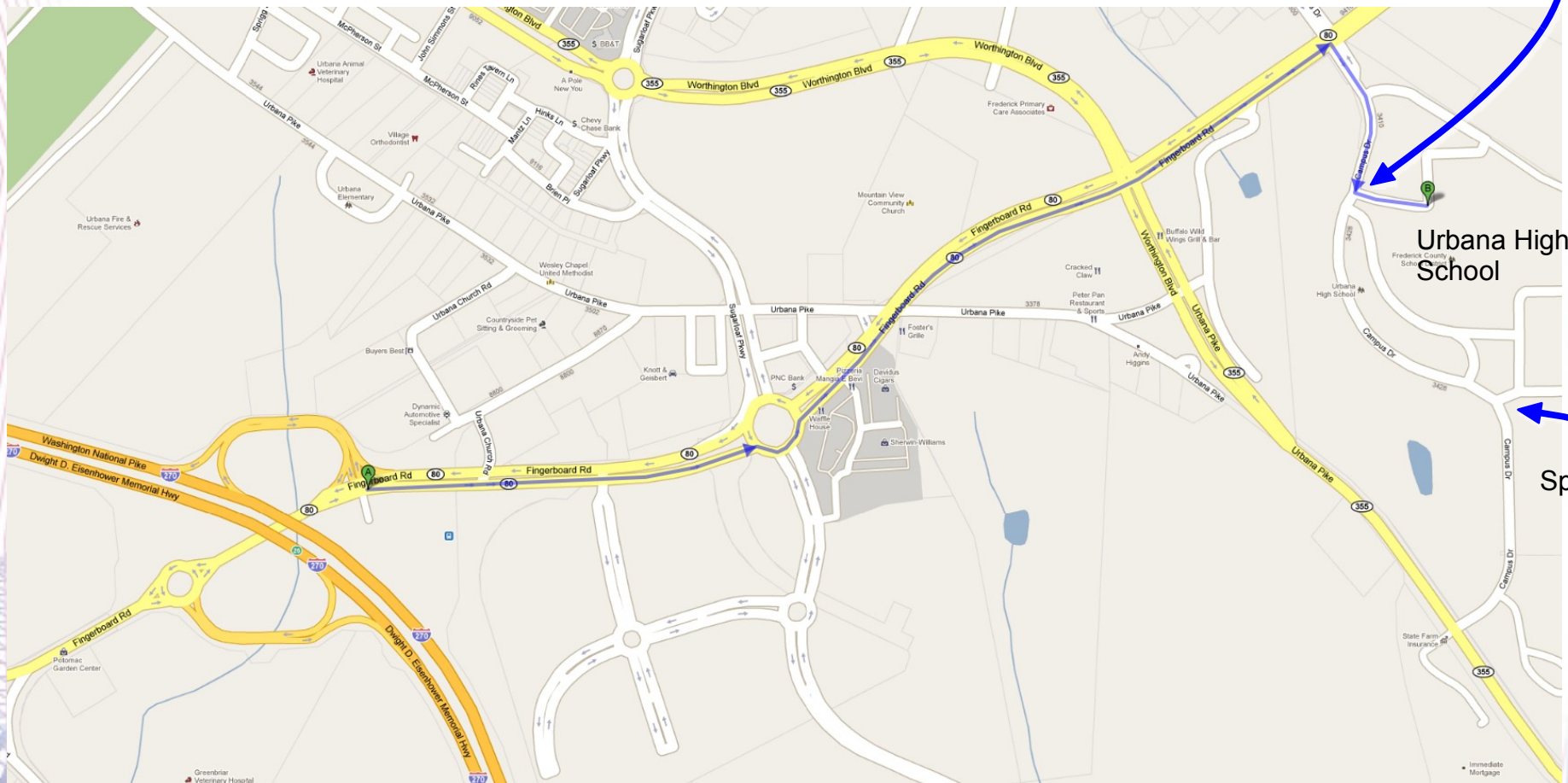
- Mary Galuardi, MGaluardi@comcast.net, (301)213-3307 (emergency contact)
- Julie Amegashie, JMAe67@aol.com, (240)446-1235
- Rusty Perrin, Rusty.Perrin@comcast.net, (301)273-5578



# Getting There

From I-270 north, take exit 26 and turn left onto Fingerboard Road.  
From I-270 south, take exit 26 and turn right onto Fingerboard Road.  
Drive 1 mile on Fingerboard Road, and turn right onto Campus Drive.  
Buses/trailers take 2<sup>nd</sup> left to unload and park. Spectators take 4<sup>th</sup> or 5<sup>th</sup> left.

Buses/Trailers



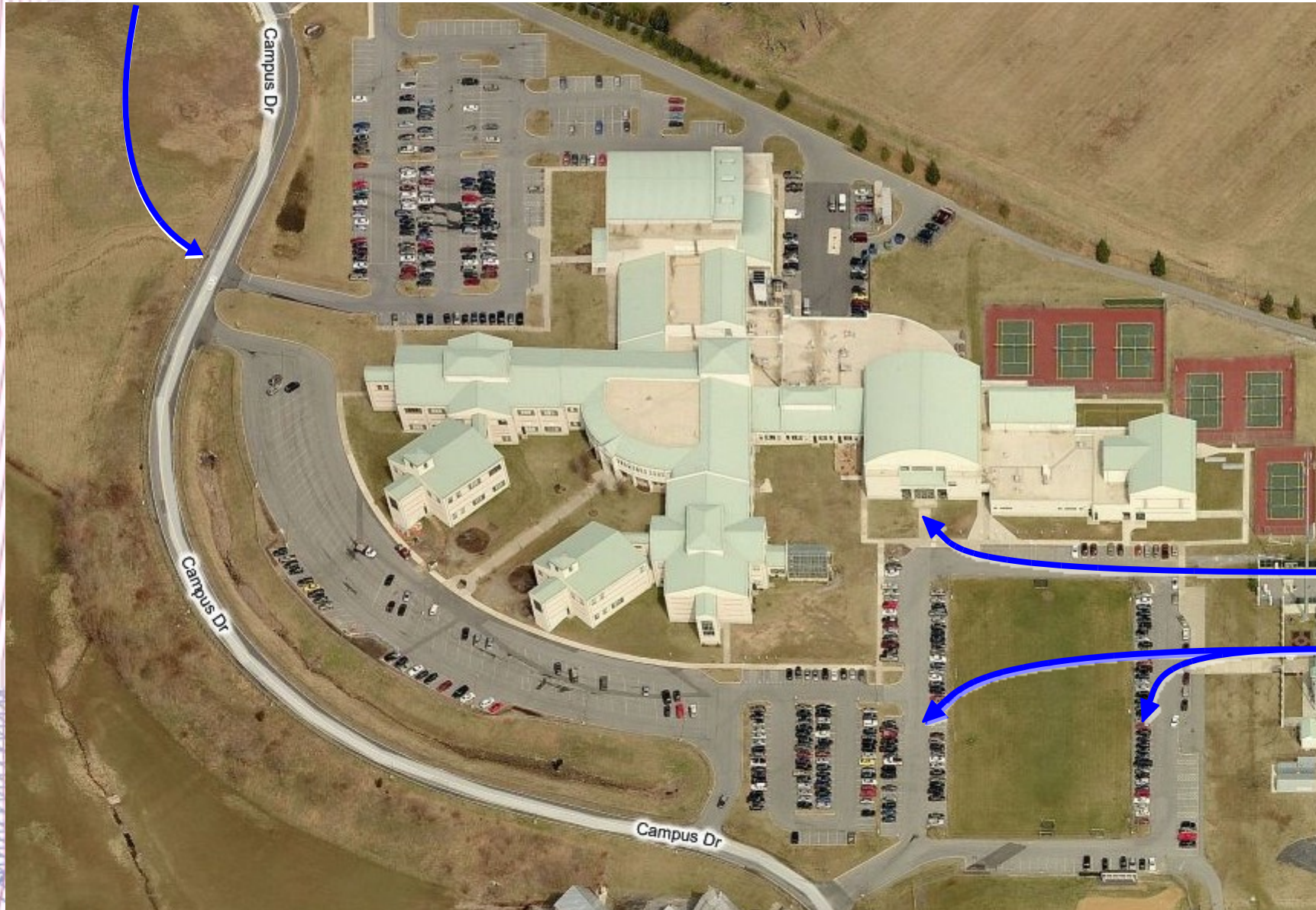
Urbana High School

Spectators



# Parking

Buses/Trucks  
enter here

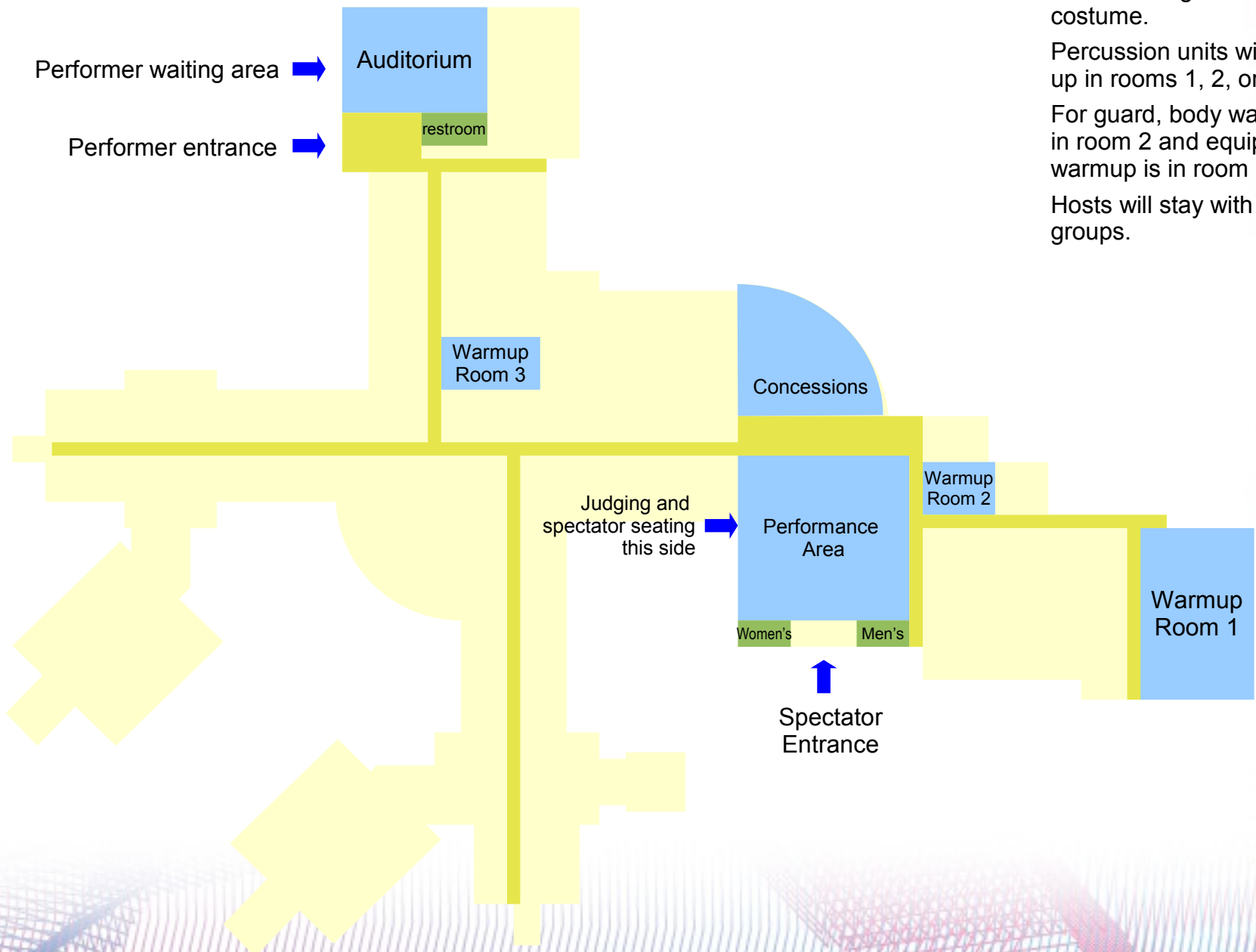


Spectator entrance

Spectator parking



# Interior Flow



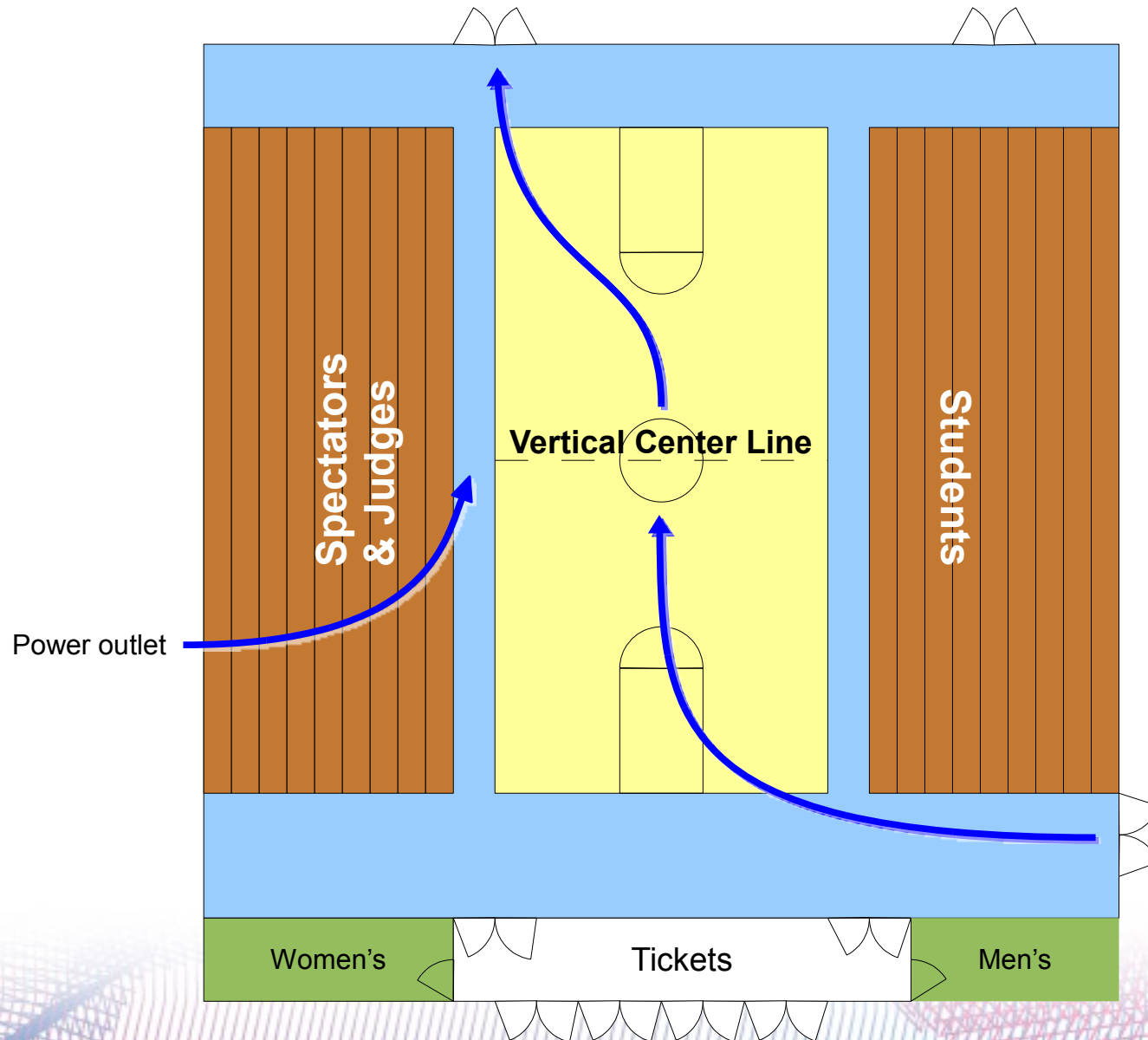
Dressing rooms are available to get into costume.

Percussion units will warm up in rooms 1, 2, or 3.

For guard, body warmup is in room 2 and equipment warmup is in room 1.

Hosts will stay with the groups.

# Unit Flow Detail





# In planning your visit to Urbana High School

- Please be sure we know the names of your directors and key personnel to ease check-in.
- Check-in will be easier if your group arrives all together at the same time. If this is not feasible, please make sure that the first arrival has sufficient information for check-in.
- Determine how many chaperones, pit crew, and support staff will be attending. We will provide 10 admissions. If you need more than 10, please let us know so we can handle that purchase at check-in.
- Spectators traveling with your group should proceed to the Gym entrance. Only participants and their support staff may travel between the holding, warm-up and performance areas.
- Will you fit? The smallest door you have to travel through with percussion equipment is 55" by 81" and with props is 66" by 81".
- **A floor covering *must* be used.** We will provide one for you to use if you do not bring one. Let us know if you will need to use it.
- Floor loading and unloading will be a vertical center line with entrance and exit into the performance space on opposite sides of the gym.
- Do you need to refold your floor mat between a percussion and guard group? Please make sure we know.
- Urbana will open its doors at 9:00 for your arrival.

# **Please Share with your Supporters and Families**

- Regular Tickets are \$8 each. Senior Citizens and children under age 10 are \$6.
- We will have a wonderful selection of breakfast and lunch selections along with home baked sweets for sale.
- Flower and Candy Grams will be available for purchase.



# When you arrive

- All groups and support staff and pit crews check in at the auditorium entrance.
- Please wait in your vehicles to be greeted and receive unloading and parking instructions.
- Please try to keep vehicles together as a group for check-in.
- Doors will open at 9:00.

# Check-in

- Show Staff will greet you and complete check-in where stamps and bands will be distributed.
- A host will be assigned to your group and stay with you to answer questions, help keep you on schedule and guide you around the building
- Everyone, except drivers, will unload personal belongings and proceed into the Auditorium entrance.
- Drivers need to be checked in before proceeding to the unloading area.
- Anyone needed to assist in unloading equipment will be directed to the unloading area from within the building.
- All equipment and props will be unloaded and moved to a holding area until warm-up and performance.



# During your visit

- Please follow all rules and school regulations to help ensure a smooth day for everyone. This is our first show, so there may be snags, but we will work with you to minimize them.
- Groups will be housed in our auditorium prior to warmup. ***No food or drinks are allowed in the auditorium.***
- Dressing rooms are available for changing into or out of costume. Inform us at check-in if your group needs to use the changing rooms.
- All groups must be supervised by their adult chaperones when moving throughout the school. We ask that you move as a group.
- Free wandering through the school is not permitted. There are other activities at the school this day.
- No playing instruments or spinning equipment outside of scheduled warm-up rooms and times.
- No wandering looking for additional warm up areas. ***All*** units will be given plenty of time in warm up areas for stretching and warm up.
- All food and drinks must be consumed in the cafeteria. Water in resealable containers, to be consumed with care, will also be permitted in warm-up areas.
- Please let us know where we can assist you to make your visit enjoyable.

# For Warm-ups

- Your host will lead you to pick up your equipment and to your warm-up area.
- Bring everything you need from the holding area as it is a distance from the warm-up and performance areas.
- Please follow directions so that we can keep the groups moving easily through the building.
- From your warm-up location, you will move to staging, and then to the performance area.



# After Performance

- We ask that you move as a group to return your equipment to the holding areas.
- If there is sufficient time to load trucks and trailers before the awards, this is encouraged.
- Groups should return to the auditorium/cafeteria as a group.

# **Before you leave**

- Please make sure your units housing area is clean.
- Make sure to let us know if you had a good time.